

Time Waits for No One

Enlist Bio X Cell for Antibody Production Services

bioxcell.com




Antibody Production from Hybridoma Cells or Stable Cell Lines

At Bio X Cell, we know that growing cells and purifying antibodies in large quantities can be technically challenging and time-consuming. Enlist the experts at Bio X Cell to produce your antibody in any quantity from milligrams to grams quickly so that you can focus on your next research breakthrough.

KEY FEATURES:

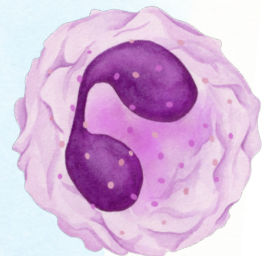
- Ultra-low endotoxin
- High purity
- Over 25 years of expertise
- Customizable services
- Fast turnaround times
- Dedicated technical project manager



Phase	Description	Included	Additional Fee
1. Pilot	Instructions for preparing and shipping cells	✓	
	Assessment of cell line activity utilizing a small scale cell culture followed by either protein A or G affinity purification.	✓	
	Mycoplasma testing service		✓
	Antibody isotyping service		✓
2. Fermentation	Cell culturing and monitoring 7 days/week	✓	
	Freezing of five vials of cells		✓
	Storage of cells at Bio X Cell for rapid resupply		✓
	Expansion of cells using optimized fermentation process	✓	
3. Purification	Purification of supernatant on Protein A or G	✓	
	Buffer exchange to PBS that is preservative and stabilizer free	✓	
	Sterile filtering of final product	✓	
	Testing to confirm <2EU/mg endotoxin. <1EU/mg endotoxin level is available for an added charge	✓	
4. Vialing and QC	Sterile vialing of finished product. Custom aliquoting available	✓	
	Internal antibody quality assessment	✓	
	Certificate of Analysis	✓	
	Murine pathogen screening service		✓
5. Shipping	Shipping on cold packs in environmentally friendly packaging		✓

ADDITIONAL ANTIBODY SERVICES


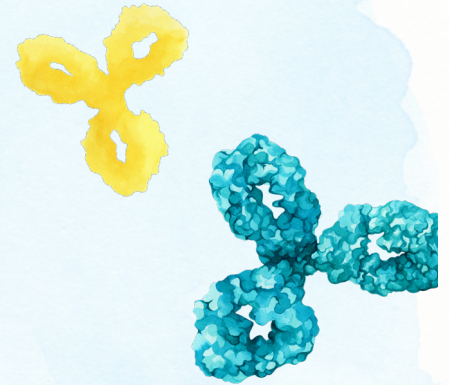
- **Cell Freezing and Storage:** Freeze down master and working cell banks of your important cell lines and store them at Bio X Cell to ensure your cells are safe and readily available for scale-up.
- **Mycoplasma Testing:** An ultra-clean cell line is the key to getting reliable and reproducible results. Don't let mycoplasma grow undetected and jeopardize your precious cell line.
- **Murine Pathogen Testing:** Ensure that the antibodies you are using for *in vivo* research meet the rigorous requirements of your research facility.



Transient Antibody Expression

We have applied our novel fermentation techniques to new cell types and enhanced our purification protocols to break into the recombinant antibody field. Send us your plasmids to transfect into HEK293 cells, providing you with purified and low-endotoxin recombinant antibody, with rapid turnaround time.

- Formulated for *in vivo* or *in vitro* applications
- Feature 2 endotoxin units per milligram or less
- Available in any size from milligrams to grams
- Faster than developing stable cell lines
- Design your antibody with preferred species, isotype, and mutations
- Recombinant isotype controls are available
- Request custom versions of any of our catalog antibodies
- Ability to produce FC-tagged proteins

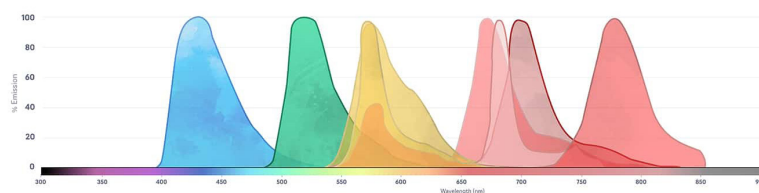


Antibody Conjugation Services

With our antibody conjugation services, you gain access to a wide selection of antibodies and labels. When you leverage our optimized process, rapid turnaround, and expert consultations, you'll quickly get high-quality conjugated antibodies ready and specific for your application - saving your team time and expense.

Spectra for Flow Cytometry

Emission curves



Fluorophore	Fluorescence color	Maximum Excitation (nm)	Maximum Emission (nm)
Alexa Fluor 405	Blue	401	421
Alexa Fluor 488	Green	495	519
DyLight 550	Yellow	562	576
PE	Yellow	490, 565	578
Alexa Fluor 647	Red	650	665
PerCP	Red	490	675
PE-Cy5.5	Red	496, 546	695
PE-Cy7	Red	496, 546	785

THE CHOICES ARE ENDLESS:

- **Antibody:** Select an antibody from our extensive catalog or let us custom produce an antibody for you.
- **Label:** Choose among 40 dyes and labels that cover the entire spectra.
- **Conjugation Chemistry:** Let us know if a specific conjugation chemistry is required.
- **Endotoxin level:** Option to keep the endotoxin low during the conjugation process.



For over 25 years, scientists have trusted Bio X Cell as their go-to source for *in vivo* functional grade antibodies. This is reflected in over 19,000 peer-reviewed publications citing Bio X Cell products. We understand this responsibility is of paramount importance and remain committed to producing antibodies of unparalleled quality and consistency, enabling our partners around the globe to accelerate research and discoveries.

Bio X Cell

bioxcell.com

contractservices@bioxcell.com | 1.866.787.3444

Conditions: For Research Use Only. Not for use in diagnostic or therapeutic procedures. Not for resale.

